



















All-District Auditions Information

Auditions are on Saturday, November 9, 2013 and are held at Liberty High School. Directions from LSW are listed here.

 2600 Sw Ward Rd , Lees Summit, MO 64082-2107	
	1. Start out going south on SW Ward Rd toward SW Hook Rd . Map <div>0.3 Mi</div> <div>0.3 Mi Total</div>
	2. Make a U-turn at SW Hook Rd onto SW Ward Rd . Map <i>If you reach SW 33rd St you've gone about 0.5 miles too far</i> <div>3.0 Mi</div> <div>3.3 Mi Total</div>
	3. Turn right onto SW 3rd St . Map <i>SW 3rd St is just past SW Oldham Pky</i> <i>Bank Of The West is on the left</i> <i>If you are on SW Oldham Pky and reach SW McClendon Dr you've gone about 0.4 miles too far</i> <div>0.2 Mi</div> <div>3.4 Mi Total</div>
 	4. Merge onto US-50 W via the ramp on the left . Map <i>If you reach SW Blue Pky you've gone a little too far</i> <div>1.8 Mi</div> <div>5.3 Mi Total</div>
 	5. Stay straight to go onto MO-350 W . Map <div>7.8 Mi</div> <div>13.0 Mi Total</div>
 	6. Merge onto I-435 N . Map <div>13.3 Mi</div> <div>26.3 Mi Total</div>
 	7. Merge onto I-35 N via EXIT 52B toward Des Moines . Map <div>3.6 Mi</div> <div>29.9 Mi Total</div>
	8. Take the MO-152 exit, EXIT 16 , toward Kci Airport / Liberty . Map <div>0.2 Mi</div> <div>30.1 Mi Total</div>
 	9. Turn slight right onto MO-152 E / W Kansas St . Map <div>0.3 Mi</div> <div>30.4 Mi Total</div>
	10. Turn right onto Blue Jay Dr . Map <i>Blue Jay Dr is 0.1 miles past Conistor St</i> <i>Cvs Pharmacy is on the right</i> <i>If you reach Victory Ln you've gone a little too far</i> <div>0.08 Mi</div> <div>30.5 Mi Total</div>
	11. 200 BLUE JAY DR is on the right . Map <i>Your destination is just past Victory Dr</i> <i>If you reach Conistor St you've gone about 0.3 miles too far</i>
 Liberty Senior High School 200 Blue Jay Dr, Liberty, MO 64068 (816) 736-7040	

Here is some logistical information with which to be familiar:

1. Dress for an interview. Although the audition is “blind”, you should treat this as a professional opportunity.
2. Make sure you have a healthy breakfast, this will help calm the nerves and prepare you for the day.
3. Plan to be at Liberty High School at least 45 minutes before your scheduled audition time. This will allow you plenty of time to warm up, find the correct audition room, and not feel rushed as you enter the room. Your room number is listed on the audition time schedule (attached).

Please note the following room changes:

HS Tenor/Bari Sax, room 612 will now be 911

Jazz Trombone, room 510 will now be 912

Jazz Trumpet, room 604 will now be 909

4. If you need a LSW staff member prior to 1pm, please find Mr. Harrel in the commons or in the director audition headquarters. You can also contact him on his cell phone 816-896-3021. After 1pm, Mr. Thurmond will also be available. His cell phone is 816-522-8536.
5. Please read the following note from the director at Liberty HS:

LHS is glad to be hosting the auditions on November 9. I have a few reminders for you to look at and share with your students and parents.

1. Liberty High School is a smoke free environment. Please do NOT use tobacco in or around the building, parking lot, or grounds (this means you, Craig Miller).
2. I have attached a map to this email that you may reproduce and give to your students and parents. Some of the rooms are a bit hard to find - if you have trouble, find me and I will help you.
3. We are currently HOPING that the warm up room will be one of the gyms. Stay tuned (remember last year?). Wherever it is, please remind students that they may ONLY warm up in that area. Playing in other areas of the building will cause distraction and will be addressed by an LHS staff member if necessary.
4. There will be a concession stand open all day for you and your students. Normal concession items can be purchased that day.
5. As this is a busy day full of parents, students and directors, it is the expectation that you supervise your students. You should be out and about with them to be sure we maintain the proper decorum.
6. Results for the day will be posted from a projector in the commons. It will be right outside the teachers' lounge.
7. Please remind your students that LHS is hosting the auditions with

the understanding that the greatest care will be taken in keeping trash picked up and put in receptacles, keeping restrooms clean, and no destruction of school property. If any of these incidents occur, there is a high likelihood that LHS would not host the event again.

8. PERCUSSION EQUIPMENT PROVIDED: OPTION 1 ROOM: 4.3 octave acoustalon marimba, 3.5 octave acoustalon xylophone, 23-26-29 timpani, 4-5 music stands

OPTION 2-3 ROOM: 4.3 octave acoustalon marimba, 3.5 octave acoustalon xylophone, 23-26-29-32 timpani, 4-5 music stands

MULTI PERC ROOM 1: Concert bass drum on stand, suspended cymbal on stand, 3-4 music stands

MULTI PERC ROOM 2: Concert bass drum on stand, suspended cymbal on stand, 3-4 music stands

If you don't see something on the list above, then your percussion students must provide it. This includes sticks, mallets, beaters, and all necessary auxiliary percussion equipment.

9. EQUIPMENT PROVIDED IN JAZZ ROOMS: DRUM SET, BASS AMP, GUITAR AMP, PIANO, MUSSER PIPER VIBES (NO MOTOR)

6. Also attached is a map of the inside of the school to help you find your way around.
7. Callbacks will **ONLY** take place in the following rooms:
Flute, Clarinet, Alto Sax, Trumpet, and Trombone
If you audition on one of these instruments, always assume you will have a callback audition sometime in the afternoon. It would be terrible to think otherwise and be back at home in Lee's Summit when I call you to tell you that you made callbacks.
If you do NOT audition on one of these instruments, feel free to stick around until the end of the day for results, or let Mr. Harrel or I know you are leaving and we will call you with results once we know.
8. Make sure you have all of your music ready to go. Don't forget that ALL scales must be memorized.
9. Above all this, **HAVE FUN!!!!!!**